

Electronic Certificate

Document Number:	IN-AGNA-230007
Document Name:	CORE ITEM - wrinkle relaxer educational in clinic brochure 3 indications_India localised
Certification Statement	
I hereby certify that I have examined the material referred to above and confirm that:	
<ol style="list-style-type: none">1. The piece has been approved according to the relevant Code, SOPs and Regulations2. The information in the piece is balanced, accurate and a truthful presentation of the facts3. When applicable, the content is consistent with the local Health Authority labeling document(s)4. If applicable, the electronic version of the attached artwork is suitable for release to the market	
Role	Signature
Medical Certification	Ashwini Muccatira Senior Manager Medical Affairs Facial Aesthetics 01-Jun-2023 04:23:25 GMT+0000
Ad-Hoc Certification	Vani GV 01-Jun-2023 05:55:01 GMT+0000
Regulatory Certification	Rahul Vaknalli 05-Jun-2023 05:29:13 GMT+0000

Getting the most from your consultation

When discussing your aesthetic treatment goals with your practitioner, it's important to be well prepared.

Below are some common questions that you can ask during your consultation to get the information you need before making a decision.


1. Which areas of my upper face would you recommend I have treated – and why?
2. Will my face still look natural after wrinkle-relaxer treatment?
3. How soon will I notice the results?
4. How long will my results last?
5. Are there side effects?
6. Do you have any before and after photos of other patients who have had wrinkle-relaxer treatment?
7. Is there anything I should or shouldn't do on the day of treatment?
8. Is there anything I should avoid doing after treatment? For how long?

Reference: 1. Swift A, et al. *Aesthet Surg J*. 2021;41(10):1107-19; 2. Ogilvie P, et al. *Dermatol Surg*. 2019;45(5):689-99; 3. Tremaine AM, McCullough JL. *Clin Cosmet Investig Dermatol*. 2010;3:15-23. 4. BOTOX Summary of Product Characteristics.

Ask your practitioner any questions you may have about wrinkle-relaxer treatments and find out if they're right for you.

Wrinkle-relaxing treatment

A QUICK GUIDE to signs of ageing and wrinkle-relaxing treatment for the upper face




Impact of ageing in the upper face

Ageing involves all layers of the face, from the skin and muscles right down to the bone.¹

Changes in these tissues over time, alongside repeated muscle contraction (when smiling and frowning, for example), impact the tone and texture of skin, leaving signs of ageing such as wrinkles.¹

In the upper face, the main signs of ageing appear in the form of wrinkles in 3 areas:¹

1. Across the forehead
2. Frown lines between the eyes
3. Crow's feet



Speak to your practitioner about how your wrinkles affect you.

Wrinkle-relaxing treatment for upper facial lines

For wrinkles of the upper face, the most common treatments are called 'wrinkle-relaxers'.

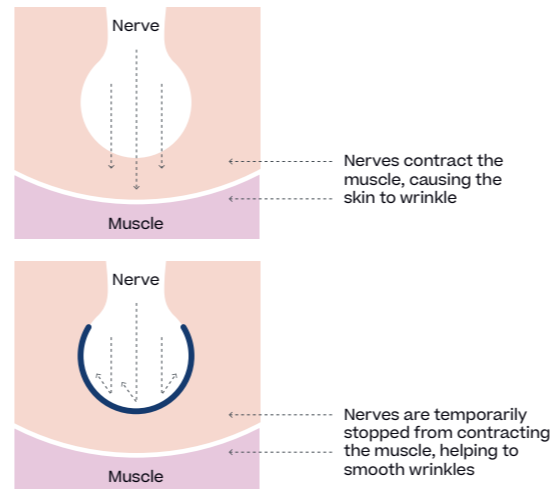
How do wrinkle-relaxers work?

There are a number of wrinkle-relaxer products available, and they all help to smooth wrinkles by temporarily preventing contraction of the muscle into which they are injected.³

In this way, they reduce movement of the facial muscles that cause facial wrinkles.³

Before

Before wrinkle-relaxer treatment, nerves contract the muscles in the face, creating lines and wrinkles on the skin surface.³



After

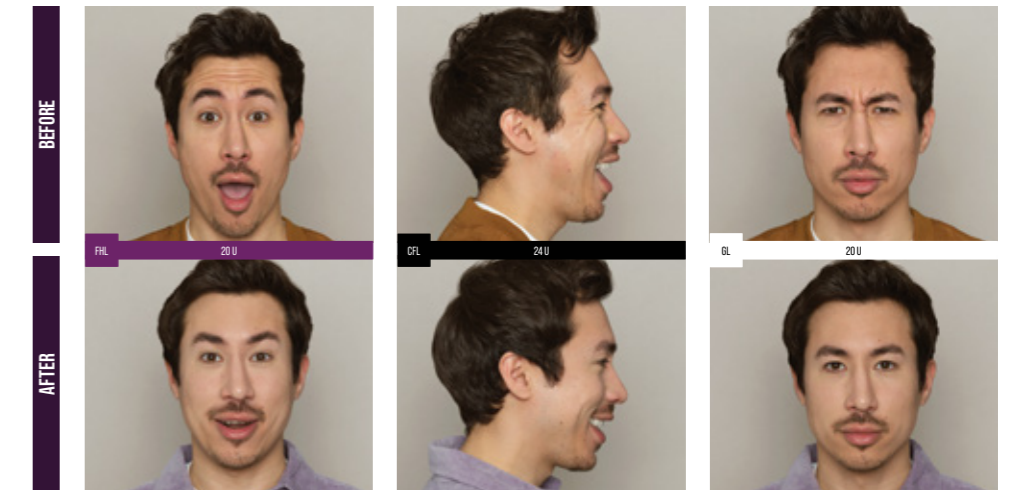
Wrinkle-relaxers temporarily stop these muscles contracting, to smooth out the lines and wrinkles.³

Treatment can help smooth lines in 1, 2 or 3 areas of the upper face, depending on the wrinkle-relaxer used.⁴

Seek advice from your practitioner about treatment options for your wrinkles.

REDEFINE THEIR BEFORE AND AFTER

ELLIOT



Model received wrinkle relaxer treatment.

Image Source: Allergan Aesthetics image library

REDEFINE THEIR BEFORE AND AFTER

CLAUDIA



Model received wrinkle relaxer treatment.

Image Source: Allergan Aesthetics image library
IN-AGNA-230007 | Date of Preparation: May 2023