

JUVÉDERM® ULTRA PLUS XC

Caution: Federal (USA) law restricts this device to sale by or on the order of a licensed physician or properly licensed practitioner.

BEFORE USING PRODUCT, READ THE FOLLOWING INFORMATION THOROUGHLY.

1. DEVICE DESCRIPTION

JUVÉDERM® Ultra Plus XC is a sterile, biodegradable, non-pyrogenic, viscoelastic, clear, colorless, homogeneous gel implant. It consists of cross-linked hyaluronic acid (HA) produced by *Streptococcus* species of bacteria, formulated to a concentration of 24 mg/mL and 0.3% w/w lidocaine in a physiologic buffer.

2. INTENDED USE/INDICATIONS

JUVÉDERM® Ultra Plus XC injectable gel is indicated for injection into the mid to deep dermis for correction of moderate to severe facial wrinkles and folds (such as nasolabial folds).

3. CONTRAINDICATIONS

- JUVÉDERM® Ultra Plus XC is contraindicated for patients with severe allergies manifested by a history of anaphylaxis or history or presence of multiple severe allergies.
- JUVÉDERM® Ultra Plus XC contains trace amounts of Gram-positive bacterial proteins and is contraindicated for patients with a history of allergies to such material.
- JUVÉDERM® Ultra Plus XC contains lidocaine and is contraindicated for patients with a history of allergies to such material.

4. WARNINGS

- The product must not be injected into blood vessels. Introduction of JUVÉDERM® Ultra Plus XC into the vasculature may lead to embolization, occlusion of the vessels, ischemia, or infarction. Take extra care when injecting soft tissue fillers, for example, after insertion of the needle, and just before injection, the plunger rod can be withdrawn slightly to aspirate and verify the needle is not intravascular, inject the product slowly and apply the least amount of pressure necessary. Rare but serious adverse events associated with the intravascular injection of soft tissue fillers in the face have been reported and include temporary or permanent vision impairment, blindness, cerebral ischemia or cerebral hemorrhage leading to stroke, skin necrosis, and damage to underlying facial structures. Immediately stop the injection if a patient exhibits any of the following symptoms, including changes in vision, signs of a stroke, blanching of the skin, or unusual pain during or shortly after the procedure. Patients should receive prompt medical attention and possibly evaluation by an appropriate health care practitioner specialist should an intravascular injection occur (see Health Care Professional Instructions #11).
- Product use at specific sites in which an active inflammatory process (skin eruptions such as cysts, pimples, rashes, or hives) or infection is present should be deferred until the underlying process has been controlled.
- Injection procedure reactions consist mainly of short-term inflammatory symptoms starting early after treatment and lasting ≤ 7 days' duration. Refer to the ADVERSE EVENTS section for details.

5. PRECAUTIONS

- JUVÉDERM® Ultra Plus XC is packaged for single-patient use. Do not resterilize. Do not use if package is opened or damaged.
- In order to minimize the risks of potential complications, this product should only be used by health care practitioners who have appropriate training, experience, and who are knowledgeable about the anatomy at and around the site of injection.

- Health care professionals are encouraged to discuss all potential risks of soft-tissue injection with their patients prior to treatment and ensure that patients are aware of signs and symptoms of potential complications.
- Based on preclinical studies, patients should be limited to 20 mL of any JUVÉDERM® injectable gel per 60 kg (130 lbs) body mass per year. The safety of injecting greater amounts has not been established.
- The safety and effectiveness for the treatment of anatomic regions other than facial wrinkles and folds (eg, lips) have not been established in controlled clinical studies.
- As with all transcutaneous procedures, dermal filler implantation carries a risk of infection. Standard precautions associated with injectable materials should be followed.
- JUVÉDERM® Ultra Plus XC is to be used as supplied. Modification or use of the product outside the Directions for Use may adversely impact the sterility, homogeneity and performance of the product and it can therefore no longer be assured.
- The safety for use during pregnancy, in breastfeeding females, or in patients under 18 years has not been established.
- The safety in patients with known susceptibility to keloid formation, hypertrophic scarring and pigmentation disorders has not been studied.
- JUVÉDERM® Ultra Plus XC should be used with caution in patients on immunosuppressive therapy.
- Patients who are using substances that can prolong bleeding (such as aspirin, nonsteroidal anti-inflammatory drugs, and warfarin) may, as with any injection, experience increased bruising or bleeding at injection sites.
- After use, treatment syringes and needles may be potential biohazards. Handle and dispose of these items in accordance with accepted medical practice and applicable local, state, and federal requirements.
- JUVÉDERM® Ultra Plus XC injectable gel is a clear, colorless gel without visible particulates. In the event that the content of a syringe shows signs of separation and/or appears cloudy, do not use the syringe; notify Allergan Product Support at 1-877-345-5372.
- If laser treatment, chemical peeling or any other procedure based on active dermal response is considered after treatment with JUVÉDERM® Ultra Plus XC, there is a possible risk of eliciting an inflammatory reaction at the implant site. An inflammatory reaction is also possible if the product is administered before the skin has healed completely after such a procedure.
- Failure to comply with the needle attachment instructions could result in needle disengagement and/or product leakage at the LUER-LOK® and needle hub connection.

6. ADVERSE EVENTS

A. Clinical Evaluation of JUVÉDERM® Ultra Plus XC

A 2-week, randomized, controlled US clinical study for JUVÉDERM® Ultra XC and Ultra Plus XC compared with JUVÉDERM® Ultra and Ultra Plus without lidocaine showed a similar safety profile in all subjects (N = 72), with the exception of fewer reports of pain/tenderness with the product containing lidocaine. Common treatment site responses (CTR) by severity and duration, are presented in Tables 1 and 2. Aside from injection site responses, there were no adverse events related to the device, procedure, or anesthesia.

- The most common injection site responses for JUVÉDERM® Ultra Plus XC were redness, swelling, tenderness, firmness, lumps/bumps, discoloration, and bruising.

Table 1. Injection Site Responses by Maximum Severity (Number/% of Subject Nasolabial Folds [NLFs])

Injection Site Responses	TOTALS		JUVÉDERM® Ultra Plus XC (N ^a = 36 NLFs)			JUVÉDERM® Ultra Plus (N ^a = 36 NLFs)		
	JUVÉDERM® Ultra Plus XC n ^c %	JUVÉDERM® Ultra Plus n ^c %	Mild n ^c %	Mod ^b n ^c %	Severe n ^c %	Mild n ^c %	Mod ^b n ^c %	Severe n ^c %
Redness	27 75%	26 72%	19 53%	7 19%	1 3%	18 50%	8 22%	0 0%
Pain	17 47%	24 67%	11 31%	6 17%	0 0%	15 42%	5 14%	4 11%
Tenderness	29 81%	31 86%	24 67%	4 11%	1 3%	21 58%	7 19%	3 8%
Firmness	31 86%	34 94%	21 58%	7 19%	3 8%	21 58%	10 28%	3 8%
Swelling	29 81%	31 86%	19 53%	10 28%	0 0%	21 58%	9 25%	1 3%
Lumps/Bumps	27 75%	27 75%	17 47%	9 25%	1 3%	15 42%	11 31%	1 3%
Bruising	28 78%	28 78%	18 50%	6 17%	4 11%	16 44%	11 31%	1 3%
Itching	9 25%	11 31%	9 25%	0 0%	0 0%	11 31%	0 0%	0 0%
Discoloration	28 78%	23 64%	20 56%	5 14%	3 8%	12 33%	11 31%	0 0%

^a Number of subject NLFs treated with the respective device

^b Mod = Moderate

^c Number of NLFs with any occurrence of a particular CTR (or severity for the overall percentages)

Table 2. Duration of Injection Site Responses (Number/% of Subject NLFs)

Injection Site Responses	JUVÉDERM® Ultra Plus XC (N ^a = 36 NLFs) n ^b %				JUVÉDERM® Ultra Plus (N ^a = 36 NLFs) n ^b %			
	1-3 Days	4-7 Days	8-14 Days	> 14 Days	1-3 Days	4-7 Days	8-14 Days	> 14 Days
Redness	17 47%	5 14%	3 8%	2 6%	17 47%	5 14%	2 6%	2 6%
Pain	16 44%	1 3%	0 0%	0 0%	24 67%	0 0%	0 0%	0 0%
Tenderness	18 50%	8 22%	3 8%	0 0%	19 53%	8 22%	3 8%	1 3%
Firmness	9 25%	12 33%	6 17%	4 11%	15 42%	11 31%	3 8%	5 14%
Swelling	17 47%	7 19%	4 11%	1 3%	21 58%	7 19%	1 3%	2 6%
Lumps/Bumps	10 28%	8 22%	2 6%	7 19%	12 33%	6 17%	1 3%	8 22%
Bruising	9 25%	7 19%	9 25%	3 8%	12 33%	11 31%	3 8%	2 6%
Itching	8 22%	1 3%	0 0%	0 0%	11 31%	0 0%	0 0%	0 0%
Discoloration	16 44%	5 14%	2 6%	5 14%	12 33%	5 14%	2 6%	4 11%

^a Number of subject NLFs treated with the respective device

^b Number of subject NLFs with each specific injection site response by maximum duration

^c Duration refers to number of days from symptom onset until resolution, irrespective of date of implantation

B. Clinical Evaluation of JUVÉDERM® Ultra Plus (Without Lidocaine)

In the initial randomized, controlled clinical trial to evaluate safety and effectiveness, 144 subjects were injected with JUVÉDERM® Ultra Plus in one NLF and ZYPLAST® dermal filler in the contralateral NLF. Preprinted diary forms were used by subjects to record specific signs and symptoms experienced during each of the first 14 days (day 0 through day 13) after initial and touch-up treatments. Subjects were instructed to rate each common treatment response listed on the diary as “Mild,” “Moderate,” “Severe,” or “None.” Injection site responses reported by > 5% of subjects in either treatment group are summarized in Tables 3 and 4.

Table 3. Injection Site Responses by Maximum Severity Occurring in > 5% of Treated Subjects (Number/% of Subject NLFs)

Injection Site Responses	TOTALS		JUVÉDERM® Ultra Plus (N ^a = 144 NLFs)			ZYPLAST® (N ^a = 144 NLFs)		
	JUVÉDERM® Ultra Plus n ^c %	ZYPLAST® n ^c %	Mild n ^c %	Mod ^b n ^c %	Severe n ^c %	Mild n ^c %	Mod ^b n ^c %	Severe n ^c %
Redness	129 90%	128 89%	61 42%	61 42%	7 5%	71 49%	42 29%	15 10%
Pain/Tenderness	129 90%	123 85%	68 47%	46 32%	15 10%	86 60%	32 22%	5 3%
Firmness	127 88%	122 85%	59 41%	53 37%	15 10%	62 43%	51 35%	9 6%
Swelling	124 86%	121 84%	61 42%	50 35%	13 9%	71 49%	41 28%	9 6%
Lumps/Bumps	120 83%	113 78%	57 40%	53 37%	10 7%	66 46%	40 28%	7 5%
Bruising	87 60%	69 48%	47 33%	33 23%	7 5%	38 26%	25 17%	6 4%
Itching	49 34%	51 35%	38 26%	9 6%	2 1%	39 27%	9 6%	3 2%
Discoloration	49 34%	43 30%	29 20%	15 10%	5 3%	31 22%	9 6%	3 2%

^a Number of subject NLFs treated with the respective device

^b Mod = Moderate

^c Number of subject NLFs with each specific injection site response

Table 4. Duration of Injection Site Responses Occurring in > 5% of Treated Subjects (Number/% of Subject NLFs)

Injection Site Responses	JUVÉDERM® Ultra Plus (N ^a = 144 NLFs) n ^b %				ZYPLAST® (N ^a = 144 NLFs) n ^b %			
	≤ 3 Days	4-7 Days	8-14 Days	> 14 Days	≤ 3 Days	4-7 Days	8-14 Days	> 14 Days
Redness	56 39%	43 30%	10 7%	20 14%	53 37%	37 26%	13 9%	25 17%
Pain/Tenderness	59 41%	37 26%	25 17%	8 6%	55 38%	44 31%	17 12%	7 5%
Firmness	24 17%	29 20%	18 13%	56 39%	28 19%	26 18%	16 11%	52 36%
Swelling	31 22%	49 34%	21 15%	23 16%	53 37%	47 33%	13 9%	8 6%
Lumps/Bumps	32 22%	24 17%	19 13%	45 31%	15 10%	26 18%	14 10%	58 40%
Bruising	25 17%	31 22%	22 15%	9 6%	26 18%	29 20%	11 8%	3 2%
Itching	32 22%	9 6%	6 4%	2 1%	24 17%	18 13%	6 4%	3 2%
Discoloration	22 15%	11 8%	4 3%	12 8%	27 19%	5 3%	5 3%	6 4%

^a Number of subject NLFs treated with the respective device

^b Number of subject NLFs with each specific injection site response by maximum duration

^c Duration refers to number of days from symptom onset until resolution, irrespective of date of implantation

Local injection site responses were recorded in subjects’ diaries one or more times for 98% of JUVÉDERM® Ultra Plus treated NLFs and 97% of ZYPLAST® treated NLFs. Subjects’ scores for both products were predominantly Mild or Moderate in intensity, and their duration was short lasting (7 days or less). JUVÉDERM® Ultra Plus injection site responses reported by greater than 1% of subjects and not noted in the above tables were skin tingling and peeling. No clinically meaningful differences in the safety profiles of JUVÉDERM® Ultra Plus and ZYPLAST® were found during the study.

C. Other Safety Data

Other Clinical Studies

In 2 additional randomized U.S. clinical studies of other JUVÉDERM® formulations (without lidocaine) in a total of 295 subjects, the safety profile was similar to that described above for JUVÉDERM® Ultra Plus.

Postmarket Surveillance

The following adverse events were received from postmarket surveillance for JUVÉDERM® Ultra and Ultra Plus, with and without lidocaine, which were not observed in the clinical trials; this includes reports received globally from all sources including scientific journals and voluntary reports. All adverse events obtained through postmarket surveillance with a frequency of 5 or more events are listed in order of prevalence: lack or loss of correction, inflammatory reaction at the injection site, skin rash, bleeding at the injection

site, allergic reaction, infection at the injection site, migration, paresthesia, vascular occlusion, necrosis at the injection site, abscess at the injection site, flu-like symptoms, headache, malaise, vision abnormalities, scarring, nausea, drainage, dyspnea, beading, syncope, dizziness, anxiety, deeper wrinkle, and granuloma.

In many cases, the symptoms resolved without any treatment. Reported treatments have included: antibiotics, steroids, steroidal creams, hyaluronidase, anti-inflammatories, anti-histamines, needle aspiration and drainage, ultrasound therapy, analgesics, anti-viral, excision, eye drops, hyperbaric oxygen, laser resurfacing, tissue debridement, surgical scar revision, ice, massage, and warm compress.

Inflammatory reaction at the injection site, mostly a nonserious event, has been reported in association with edema, erythema, ecchymosis, pruritus, induration, pain, nodule, blister, abscess, and infection. Time to onset ranged from 1 day to 4 months post JUVÉDERM® Ultra Plus injection, and outcome ranged from resolved to ongoing at last contact. Interventions prescribed by the health care professionals included topical steroidal cream, oral steroids, and antibiotics. Additional treatment noted was a needle aspiration for drainage of an abscess.

Vascular occlusion of vessels resulting in necrosis and vision abnormalities have been reported following injection of JUVÉDERM® products, with and without lidocaine, with a time to onset ranging from immediate to within 1 week following injection. These reported events likely resulted from inadvertent arterial injection. In many of these cases, the product was injected into the highly vascularized areas of the glabella, nose, and periorbital area, which are outside the device indications for use (see WARNINGS section). Reported treatments include: anticoagulants, epinephrine, aspirin, hyaluronidase, steroid treatment, eye drops, hyperbaric oxygen, and surgery. Outcomes have ranged from completely resolved to ongoing at the time of last contact.

Serious adverse events have infrequently been reported for JUVÉDERM® Ultra Plus (reported with a frequency of 5 or more). The most commonly reported serious adverse events were edema, erythema, ecchymosis, and pain.

- The onset of edema, erythema, and pain generally varied from immediate to 2 months post injection. The treatment prescribed included NSAIDs, anti-histamines, antibiotics, steroids, and hyaluronidase. In most cases, the reported events resolved within a few days to 5 weeks.
- The onset of ecchymosis generally varied from immediate to 1 day post injection. The treatment prescribed included NSAIDs, anti-histamines, antibiotics, steroids, and hyaluronidase. In most cases ecchymosis resolved within a few days to 6 weeks.

Additionally there have been reports of nodules, infection, and inflammation.

- The onset of nodules generally varied from immediate to 2 months post injection. The treatment prescribed included NSAIDs, antibiotics, steroids, and hyaluronidase. In most cases nodules resolved within 1 month.
- The onset of infection generally varied from immediate to 1 month post injection. The treatment prescribed included antibiotics, pain killers, and antibacterial drugs.
- The onset of inflammation generally varied from the day of treatment to 1 day post injection. The treatment prescribed included antibiotics, steroids, and needle aspiration. Resolution of symptoms has been reported within 4 days.

Adverse reactions should be reported to the Allergan Product Surveillance Department at 1-877-345-5372.

7. CLINICAL STUDIES

A. Pivotal Study for JUVÉDERM® Ultra Plus (Without Lidocaine)

Pivotal Study Design

A prospective, double-blind, randomized, within-subject, controlled, multicenter pivotal clinical study was conducted to

evaluate the safety and effectiveness of JUVÉDERM® Ultra Plus in the treatment of moderate to severe wrinkles. Subjects underwent treatment with JUVÉDERM® Ultra Plus in one NLF and the control implant (ZYPLAST® bovine collagen) in the opposite NLF.

Up to 3 bilateral treatments (initial treatment and up to 2 touch-up treatments), approximately 2 weeks apart, were allowed. At 2 and 4 weeks after each treatment, the Independent Expert Reviewer (IER) assessed the level of correction achieved. If correction was less than optimal after the first or second treatment, the Investigator re-treated the under-corrected NLFs using the same respective treatment materials as in the initial treatment. The IER and the subject remained masked to the randomized treatment assignment.

Routine follow-up visits for safety and effectiveness occurred at days 3 and 7 and week 2 after each treatment, and at 4, 8, 12, 16, 20, and 24 weeks after the last treatment. Standardized facial photography was performed for documentation purposes. The Investigator and the IER independently evaluated the severity of the subject's NLFs using a validated 5-point (range 0 to 4) photographic NLF severity scale. The subject made independent self-assessments of NLF severity using a non-photographic 5-point grading scale.

Study Endpoints

The primary effectiveness endpoint for the study was the IER's NLF severity score over the post-treatment follow-up period. Effectiveness of device treatment was demonstrated by a lowering of the NLF severity score. Additional analyses included the subject's and the Investigator's live NLF severity assessments.

Subject Demographics

A total of 146 subjects (26 to 74 years of age) were randomized and treated, and 140 (96%) completed the 6-month follow-up period. Prior to enrollment, 80 (55%) had previous experience with other facial dermal treatments (eg, alpha-hydroxy agents, neurotoxins, microdermabrasion or retinoic acid).

Subject demographics and pretreatment characteristics of the JUVÉDERM® Ultra Plus effectiveness population are presented in Table 5.

**Table 5. Demographics and Pretreatment Characteristics of the Effectiveness Population (Number/% of Subjects)
N = 146**

Gender (Number/%)		
Female	132	90%
Male	14	10%
Ethnicity (Number/%)		
Caucasian	107	73%
African American	17	12%
Hispanic	20	14%
Asian	0	0%
Other	2	1%
Fitzpatrick Skin Phototype (Number/%)		
I	8	5%
II	34	23%
III	51	35%
IV	31	21%
V	18	12%
VI	4	3%
Mean Baseline NLF Severity Score^a		
JUVÉDERM® Ultra Plus NLF	2.6	
ZYPLAST® NLF	2.6	

^a NLF severity was ranked on a 5-point scale from None (0) to Extreme (4)

Effectiveness Results

The primary effectiveness results for JUVÉDERM® Ultra Plus based on the IER's assessment of NLF severity are presented in Table 6.

Table 6. Effectiveness Summary Independent Expert Reviewer's NLF Severity Scores

	n ^c	JUVÉDERM® Ultra Plus (N ^a = 146 NLFs)		Control ^b (N ^a = 146 NLFs)	
		NLF Severity ^d	Improvement Since Baseline ^d	NLF Severity ^d	Improvement Since Baseline ^d
Baseline	146	2.6	–	2.6	–
Week 2	143	0.5	2.1	0.7	1.9
Week 12	129	0.9	1.6	1.7	0.9
Week 24	139	1.2	1.4	2.2	0.4

^a Number of subject NLFs treated with the respective device

^b A commercially available injectable bovine collagen implant

^c Number of subject NLFs with data at baseline and the specified time point

^d Mean score

Throughout the 24-week study period, JUVÉDERM® Ultra Plus provided a clinically and statistically significant improvement in NLF severity. Clinical superiority was achieved at week 24 for JUVÉDERM® Ultra Plus over ZYPLAST® with mean NLF severity of 1.2 and 2.2, respectively ($P < 0.0001$). Additionally, subject assessments for product preference overwhelmingly favored JUVÉDERM® Ultra Plus: 84% preferred the JUVÉDERM® Ultra Plus treated NLF over the ZYPLAST® treated NLF.

B. Extended Follow-up Clinical Study

Of the 146 randomized and treated subjects, more than three-quarters (76%, 111/146) returned after completion of their 24-week follow-up in the pivotal study for complimentary repeat treatment. Demographics for the subjects receiving repeat treatment were similar to those in the overall study. The majority of subjects were Caucasian and female, with a median age of 47 years. More than one-third of subjects were of Fitzpatrick Skin Phototypes IV, V or VI.

After completing the 24-week study, subjects returned for repeat treatment at their convenience or their Investigator's convenience. The average time elapsed between last initial treatment and repeat treatment was approximately 9 months. A statistical analysis demonstrated that those subjects who returned for repeat treatment at a later timepoint were representative of the pivotal study subjects overall. There were no significant differences between these stratified groups in terms of NLF severity at baseline or at the 24-week follow-up visit or in overall initial volume injected. Before repeat treatment, live assessments of wrinkle severity were made by the Investigator and the subject. The extended follow-up effectiveness results for JUVÉDERM® Ultra Plus based on the Investigator's assessment of NLF severity are presented in Table 7.

Table 7. Extended Follow-up Prior to Repeat Treatment Effectiveness Summary Investigator's NLF Severity Scores

	n ^b	JUVÉDERM® Ultra Plus (N ^a = 111 NLFs)		P value
		NLF Severity ^c	Improvement Since Baseline ^c	
Baseline ^a	111	2.6	–	N/A
Follow-up Week 24 ^a (Month 6)	110	1.1	1.5	< .0001
Follow-up Weeks 25-36 (Months 6-9)	64	1.1	1.5	< .0001
Follow-up Weeks 37-48 (Months 9-12)	24	1.4	1.2	< .0001
Follow-up Weeks > 48 (> 1 year)	23	1.6	1.1	< .0001

^a Data collected during pivotal study

^b Number of subject NLFs with data at baseline and the specified time point

^c Mean score

All subjects returning for repeat treatment were stratified into 3 groups based on the time elapsed between last initial treatment and repeat treatment: 25 to 36 weeks, 37 to 48 weeks, or > 48 weeks. Mean improvement since baseline was clinically significant (≥ 1 point) for all 3 groups, with a large majority of subjects treated with JUVÉDERM® Ultra Plus demonstrating improvement:

- 92% (59/64) at 25 to 36 weeks (6-9 months)
- 83% (20/24) at 37 to 48 weeks (9-12 months)
- 78% (18/23) beyond 48 weeks (beyond 1 year)

Follow-up After Repeat Treatment

A subset of subjects enrolled in a prospective, multicenter study for follow-up after repeat treatment. Subjects were eligible for the follow-up study if they completed the pivotal study, indicated that they preferred JUVÉDERM® Ultra Plus over the control device, and received repeat treatment between 24 and 36 weeks after their last treatment in the pivotal study.

Subjects underwent repeat treatment with JUVÉDERM® Ultra Plus in both NLFs. Demographics for subjects enrolled in the repeat treatment extended follow-up study were similar to those in the pivotal study. Routine follow-up visits for safety and effectiveness occurred at 4, 12, 24, 36, and 48 weeks after the repeat treatment. The Investigator evaluated each subject for signs and symptoms of serious or unanticipated adverse events. The Investigator also evaluated the severity of the subject's NLFs using the validated 5-point (range 0 to 4) photographic NLF severity scale. The subject made independent self-assessments of NLF severity using the nonphotographic 5-point grading scale.

No serious or unanticipated adverse events were reported. The effectiveness results for repeat treatment with JUVÉDERM® Ultra Plus based on the Investigator's assessment of NLF severity after repeat treatment are presented in Table 8.

Table 8. Follow-up After Repeat Treatment Effectiveness Summary Investigator's NLF Severity Scores

	n ^a	JUVÉDERM® Ultra Plus N = 24	
		NLF Severity ^b	Improvement Since Baseline ^b
Baseline	24	2.7	–
Pre-repeat Treatment	24	1.2	1.5
Week 12	23	0.8	1.9
Week 24	23	1.0	1.7
Week 48	10	1.3	1.5

^a Number of subject NLFs with data at baseline and the specified time point

^b Mean score

Throughout the 48-week follow-up period, JUVÉDERM® Ultra Plus provided a clinically significant improvement in NLF severity (≥ 1 -point mean improvement) with a large majority of subjects treated with JUVÉDERM® Ultra Plus demonstrating improvement at 24 weeks and beyond: 91% (21/23) at 24 weeks, and 90% (9/10) at 48 weeks (1 year).

C. Clinical Study for JUVÉDERM® Ultra Plus XC

A prospective, double-blind, randomized, within-subject, controlled, multicenter clinical study was conducted to evaluate the safety and effectiveness of JUVÉDERM® Ultra Plus XC compared with JUVÉDERM® Ultra Plus without lidocaine. The purpose of this study was to evaluate the level of procedural pain (pain during injection) experienced by subjects when treated with each product. The duration of the study was 2 weeks.

A total of 36 subjects received a single treatment with JUVÉDERM® Ultra Plus XC in one NLF and JUVÉDERM® Ultra Plus without lidocaine in the other NLF. Within 30 minutes after both NLFs were treated, the subjects rated procedural pain on an 11-point scale and a 5-point comparative scale. Both the Investigators and subjects rated NLF severity at baseline and 2 weeks after treatment using the 5-point NLF severity scale from the pivotal study. Subjects utilized an interactive voice-response-system diary to record common treatment site reactions for 14 days.

Most of the subjects were women (81%) of Caucasian descent (75%) with Fitzpatrick Skin Phototype II or III (78%). Persons of color (Fitzpatrick Skin Phototypes IV, V, or VI) comprised 20% of treated subjects. Median age at study entry was 53 years (range, 32 to 80). Subject demographics are shown in Table 9.

Table 9. Subject Demographics (Number/% of Subjects) N = 36 Subjects

Gender		
Female	35	97%
Male	1	3%
Ethnicity		
Caucasian	29	81%
African American	5	14%
Hispanic	1	3%
Asian	0	0%
Other	1	3%
Fitzpatrick Skin Type		
I	1	3%
II	15	42%
III	13	36%
IV	2	6%
V	2	6%
VI	3	8%

The pain scores for the NLFs treated with JUVÉDERM® Ultra Plus XC were significantly lower ($P < 0.0001$) than for the NLFs treated with JUVÉDERM® Ultra Plus without lidocaine (Table 10) based on the 11-point scale. On the comparative scale, 92% (33/36) of subjects rated the side with lidocaine as less or slightly less painful compared to the side without lidocaine (Table 11).

Table 10. Subject Assessment of Procedural Pain Scores (N = 36)

	Mean Pain Score ^a
JUVÉDERM® Ultra Plus XC	2.4
JUVÉDERM® Ultra Plus	5.7
Mean Difference	-3.2

^a Procedural pain score ranges from 0 to 10 where 0 = No Pain and 10 = Worst Pain Imaginable

Table 11. Subject Assessments of Comparative Procedural Pain Score

	JUVÉDERM® Ultra Plus (N = 36 NLFs) N (%)
JUVÉDERM® Ultra Plus XC is less painful	23 (64%)
JUVÉDERM® Ultra Plus XC is slightly less painful	10 (28%)
No difference between products	0 (0%)
JUVÉDERM® Ultra Plus XC is slightly more painful	1 (3%)
JUVÉDERM® Ultra Plus XC is more painful	2 (6%)

NLF severity improvement after 2 weeks was similar for both JUVÉDERM® products (with and without lidocaine). Mean baseline score was 2.8, and a clinically significant improvement (severity reduction) to 1.0 was observed after 2 weeks for both products.

8. INSTRUCTIONS FOR USE

A. To Attach Needle to Syringe

STEP 1: Remove tip cap

Hold syringe and pull tip cap off the syringe as shown in Figure A.



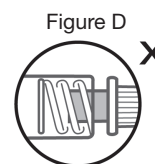
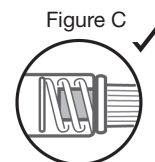
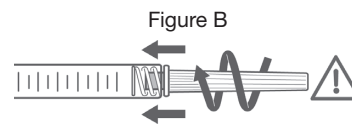
STEP 2: Insert needle

Hold the syringe body and firmly insert the hub of the needle (provided in the JUVÉDERM® package) into the LUER-LOK® end of the syringe.

STEP 3: Tighten the needle

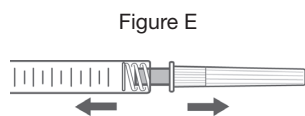
Tighten the needle by turning it firmly in a clockwise direction (see Figure B) until it is seated in the proper position as shown in Figure C.

NOTE: If the position of the needle cap is as shown in Figure D, it is not attached correctly. Continue to tighten until the needle is seated in the proper position.



STEP 4: Remove the needle cap

Hold the syringe body in one hand and the needle cap in the other. Without twisting, pull in opposite directions to remove the needle cap as shown in Figure E.



B. Health Care Professional Instructions

1. JUVÉDERM® Ultra Plus XC injectable gel is a more highly cross-linked robust formulation, injected using a 27-G needle for volumizing and correction of deeper folds and wrinkles. Prior to treatment, the patient's medical history should be obtained and the patient should be fully apprised of the indications, contraindications, warnings, precautions, treatment responses, adverse reactions, and method of administration. Patients also should be advised that supplemental "touch-up" implantations may be required to achieve and maintain maximum correction.
2. The patient's soft-tissue deficiencies should be characterized with regard to etiology, distensibility, stress at the site, and depth of lesion. Depending on the type of skin, best results are obtained when the defect is readily distensible and correction can be visualized by manual manipulation (stretching) of the skin. Pretreatment photographs are recommended.
3. Although the study showed JUVÉDERM® Ultra Plus XC to be less painful than JUVÉDERM® Ultra Plus, supplementary anesthesia may be used for additional pain management during and after injection.
4. After ensuring that the patient has thoroughly washed the treatment area with soap and water, the area should be swabbed with alcohol or other antiseptic. Prior to injecting, depress the plunger rod until the product flows out of the needle.
5. After the first small amount of material has been injected into the patient, wait a full 3 seconds to allow the lidocaine to take effect before proceeding with the rest of the injection.
6. The injection technique may vary with regard to the angle and orientation of the bevel, the depth of injection, and the quantity administered. A linear threading technique, serial puncture injections, or a combination of the 2 have been used to achieve optimal results. Injecting the product too superficially may result in visible lumps and/or discoloration.
7. Inject JUVÉDERM® Ultra Plus XC applying even pressure on the plunger rod while slowly pulling the needle backward. The wrinkle should be lifted and eliminated by the end of the injection. It is important that the injection be stopped just before the needle is pulled out of the skin to prevent material from leaking out or ending up too superficially in the skin.
8. If the needle is blocked, do not increase the pressure on the plunger rod. Instead, stop the injection and replace the needle.
9. The typical total volume to achieve optimal correction of moderate to severe facial wrinkles and nasolabial folds is 1.6 mL per treatment site. The typical volume to achieve optimal correction for repeat treatment is 0.7 mL per treatment site.
10. Correct to 100% of the desired volume effect. Do not overcorrect. The degree and duration of the correction depend on the character of the defect treated, the tissue stress at the implant site, the depth of the implant in the tissue and the injection technique. Markedly indurated defects may be difficult to correct.
11. If immediate blanching occurs, the injection should be stopped and the area massaged until it returns to a normal color.

Blanching may represent a vessel occlusion. If normal skin coloring does not return, do not continue with the injection. Treat in accordance with American Society for Dermatologic Surgery guidelines, which include hyaluronidase injection.¹

12. When injection is completed, the treated site should be gently massaged so that it conforms to the contour of the surrounding tissues. If overcorrection occurs, massage the area between your fingers or against an underlying superficial bone to obtain optimal results.
13. With patients who have localized swelling, the degree of correction is sometimes difficult to judge at the time of treatment. In these cases, it is better to invite the patient to a touch-up session after 1-2 weeks.
14. Patients may have mild to moderate injection site responses, which typically resolve in a few days. If the treated area is swollen immediately after the injection, an ice pack can be applied to the site for a short period.
15. After the initial treatment, an additional treatment (from 1 to 2 weeks later) may be necessary to achieve the desired level of correction. If the wrinkle needs further treatment, the same procedure should be repeated until a satisfactory result is obtained. The need for an additional treatment may vary from patient to patient and is dependent upon a variety of factors such as wrinkle severity, skin elasticity, and dermal thickness at the treatment site.
16. The health care professional should instruct the patient to promptly report to her/him any evidence of problems possibly associated with the use of JUVÉDERM® Ultra Plus XC.

C. Patient Instructions

It is recommended that the following information be shared with patients:

- Within the first 24 hours, patients should avoid strenuous exercise, extensive sun or heat exposure, and alcoholic beverages. Exposure to any of the above may cause temporary redness, swelling, and/or itching at the injection sites.
- To report an adverse reaction, phone the Allergan Product Support Department, 1-877-345-5372.

9. HOW SUPPLIED

JUVÉDERM® Ultra Plus XC injectable gel is supplied in individual treatment syringes with 27-G needles for single-patient use and ready for injection (implantation). The volume in each syringe is as stated on the syringe label and on the carton. The contents of the syringe are sterile and non-pyrogenic. Do not resterilize. Do not use if package is opened or damaged.

10. SHELF LIFE AND STORAGE

JUVÉDERM® Ultra Plus XC injectable gel must be used prior to the expiration date printed on the label.

Store at room temperature (up to 25°C/77°F). DO NOT FREEZE.

JUVÉDERM® Ultra Plus XC injectable gel has a clear appearance. In the event that a syringe contains material that is not clear, do not use the syringe; notify Allergan Product Support immediately at 1-877-345-5372.

To place an order, contact Allergan at 1-800-377-7790.



Irvine, CA 92612 USA

1-800-624-4261

Made in France

© 2019 Allergan. All rights reserved.

All trademarks are the property of their respective owners.

Patented. See: www.allergan.com/products/patent_notices.

hcp.Juvederm.com

08/2019 192660

¹Alam M, Gladstone H, Kramer EM, et al. ASDS guidelines of care: injectable fillers. *Dermatol Surg.* 2008;34(suppl 1):S115-S148.